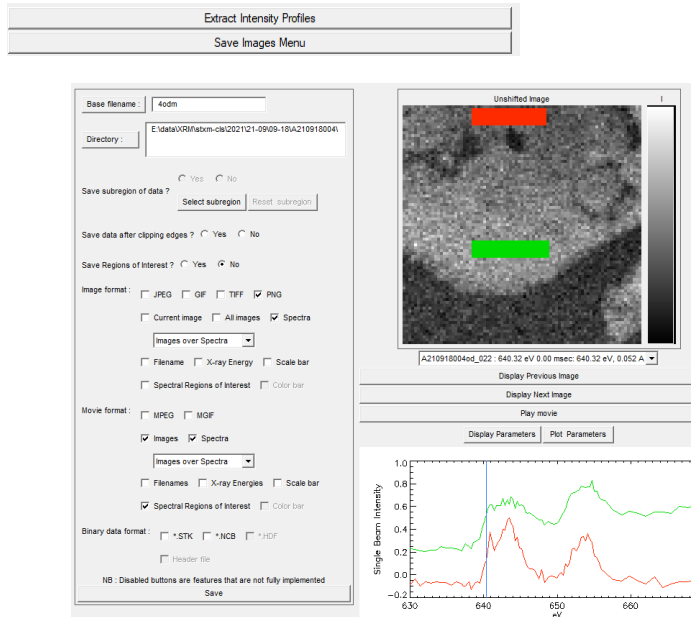


Saving Zimba-display stacks

stacks~process~zimba allows display of spectra of multiple regions

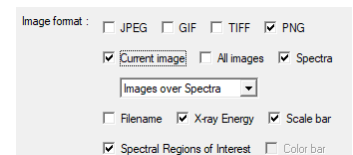
After setting up a multi-region comparison, the set of images can be saved
 1. "Save Images Menu" opens the GUI below



Note, directly writing movie is not possible: MPEG (not licensed), MGIF (not supported after IDL6.0)

2. the set of images can be saved if

- * define a filename <return>
- * select PNG
- * select 'spectra' but NOT 'all images' (that button is inverted)
- * save → each spectrum picture is saved ,but the images are dark

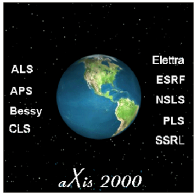


3. save just the images using stack_process

4. convert the set of spectra to a movie using easy_gif_animator

5. convert the set of images to a movie using easy_gif_animator

6 use the image editing tools in easy_gif_animator to add the region identifiers with colors matching the spectra.



Easy_gif _animator

